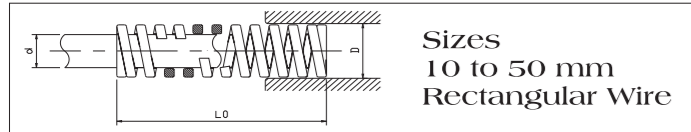





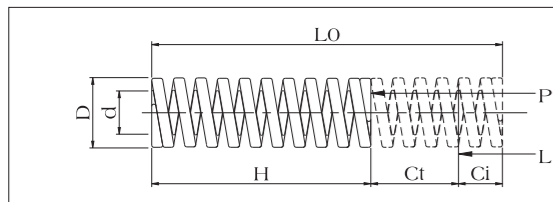
Extra Heavy Load Springs  
Color: yellow

S36DDDL0L0L0



Sizes  
10 to 50 mm  
Rectangular Wire

Hole Dia. mm	Rod Dia. mm	Free Length mm	CATALOG NUMBER	Rate daN Required to Deflect	LOAD - DEFLECTION TABLE			
					Load daN	Deflect mm	Load daN	Deflect mm
10 (3/8)	5 (3/16)	25	S36010025	3.27	20.3	6.2	29.5	8.7
		32	S36010032	2.5	20	8	27	10.5
		38	S36010038	2.12	20.1	9.5	27	13.2
		44	S36010044	1.77	19.5	11	26.5	15
		51	S36010051	1.53	19.9	13	26.5	17
		64	S36010064	1.22	19.5	16	26.5	21.5
		76	S36010076	1.01	19.2	19	26.5	26.5
		89	S36010089	0.85	19	22	26	106
		102	S36012305	0.25	19	76	26	106
		305	S36013035	0.25	19	76	26	106
12.5 (1/2)	6.3 (9/32)	25	S36012025	5.87	36.4	6.2	53	9
		32	S36012032	4.43	35.4	8	48	10.8
		38	S36012038	3.63	34.5	9.5	47	13
		44	S36012044	3.06	33.7	11	47	15.5
		51	S36012051	2.71	35.2	13	47	18
		64	S36012064	2.17	34.7	16	47	22
		76	S36012076	1.77	33.6	19	47	27
		89	S36012089	1.51	33	22	50	33
		102	S36012305	0.42	31.9	76	47	112
		305	S36013035	0.42	31.9	76	47	112
16 (5/8)	8 (11/32)	25	S36016025	12.6	78	6.2	113	9
		32	S36016032	9.3	74	8	103	10.8
		38	S36016038	7.5	71	9.5	98	13
		44	S36016044	6.3	69	11	96	15
		51	S36016051	5.5	72	13	96	18
		64	S36016064	4.3	69	16	95	22
		76	S36016076	3.52	67	19	94	26.5
		89	S36016089	3	66	22	94	31.5
		102	S36016102	2.61	68	26	94	36.5
		305	S36016305	0.85	65	76	94	110
20 (3/4)	10 (3/8)	25	S36020025	32.2	202	6.2	248	7.7
		32	S36020032	24.2	194	8	237	9.8
		38	S36020038	19.5	185	9.5	234	12
		44	S36020044	16.3	179	11	228	14
		51	S36020051	14	182	13	225	16
		64	S36020064	10.9	174	16	225	21
		76	S36020076	9	171	19	225	25
		89	S36020089	7.6	167	22	225	30
		102	S36020102	6.6	172	26	225	34
		115	S36020115	5.8	168	29	220	38
127	S36020127	5.2	166	32	220	43		
140	S36020140	4.7	165	35	221	47		
152	S36020152	4.3	163	38	220	51		
305	S36020305	2.12	161	76	220	105		



Suggestions

- D = Hole diameter (mm)
- LO = Free length (mm)
- d = Rod diameter (mm)
- H = Compressed length (mm)
- Ci = Initial compression (mm)
- L = Pre-load (daN)
- Ct = Operating travel (mm)
- P = Load required to deflect (daN)
- Ci + Ct < Max. operat. deflection
- Ci + Ct < (daN)

Note.: 1 daN approximately equivalent to 1 Kgf or 1 daN = 1.0197 kgf

PRODUCT LINE

- Compression Springs
- Die Sets
- Die Sets Components

SERVICE LINE

- "Blanchard" Grinder (Up to 2100(mm) of Diagonal x 900(mm) of Height)
- Surface Grinder (Up to 1700(mm) x 625(mm) x 350(mm))
- Gundrilling Machine (Ø6(mm) to Ø32(mm) Up to 2000(mm))
- Machining Center (Up to 3000(mm) x 1500(mm) x 500(mm))
- Provide Steel Plates Machined According to Drawing
- Steel Plate Machining



MDL Vishal India Pvt. Ltd.  
Coimbatore, Tamil Nadu - India



MDL of Mexico S.A. of C.V.  
Queretaro - QRO - Mexico



MDL - Brazil Ltd.  
Mairinque - SP - Brazil



MDL Mold & Die Components Inc  
Columbus - IN - USA



MDL Anchor Lamina GmbH  
Chemnitz - Germany



MDL Vishal India Pvt. Ltd.  
S.F. No. 2/2, Panapatti, Chettipalayam (Via), Palladam Road  
Coimbatore - 641 201, Tamil Nadu, India.  
Phone: +91 (0) 4259-200100 sales@mdl-india.com  
www.mdl-india.com

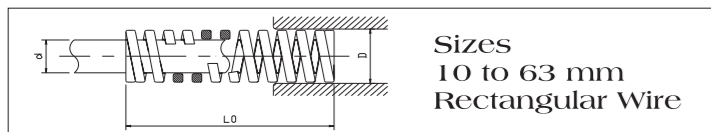



1000 - 06/2024 - MDL.IN.002



COMPRESSION SPRINGS  
(ISO 10243)

**MDL** Light Load Springs Color: green **S11DDDL0L0L0**

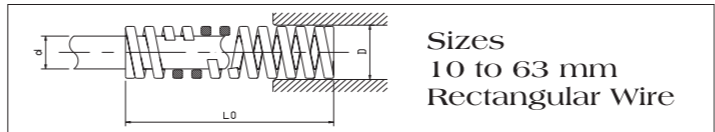



Sizes 10 to 63 mm Rectangular Wire

Hole Dia. mm	Rod Dia. mm	Free Length mm	CATALOG NUMBER	Rate daN Required to Deflect 1mm	LOAD - DEFLECTION TABLE			
					Maximum Operating Deflection (40% of LO)		Total Travel to Solid	
D	d	LO		Load daN	Deflect mm	Load daN	Deflect mm	
10 (3/8)	5 (3/16)	25	S11010025	1	10.2	10.2	14.3	14.3
		32	S11010032	0.85	10.6	12.5	15.6	18.3
		38	S11010038	0.68	10.2	15	15.0	22
		44	S11010044	0.6	10.8	18	15.6	26
		51	S11010051	0.5	10.0	20	14.5	29
		64	S11010064	0.43	10.8	25	16.3	38
		76	S11010076	0.32	9.6	30	14.7	46
305	S11010305	0.11	13.4	122	19.6	178		
12.5 (1/2)	6.3 (9/32)	25	S11012025	1.79	18.3	10.2	24.3	13.6
		32	S11012032	1.64	20.5	12.5	30.0	18.3
		38	S11012038	1.36	20.4	15	29.9	22
		44	S11012044	1.21	21.8	18	31.5	26
		51	S11012051	1.14	22.8	20	34.2	30
		64	S11012064	0.93	23.3	25	35.3	38
		76	S11012076	0.71	21.3	30	31.2	44
89	S11012089	0.54	19.4	36	28.1	52		
305	S11012305	0.14	17.1	122	24.5	175		
16 (5/8)	8 (11/32)	25	S11016025	2.34	23.9	10.2	31.1	13.3
		32	S11016032	2.29	28.6	12.5	37.6	16.4
		38	S11016038	1.93	29.0	15	40.5	21
		44	S11016044	1.71	30.8	18	42.8	25
		51	S11016051	1.57	31.4	20	45.5	29
		64	S11016064	1.01	25.3	25	37.4	37
		76	S11016076	1	30.0	30	44.0	44
89	S11016089	0.86	30.1	35	45.6	53		
102	S11016102	0.78	32.0	41	47.6	61		
305	S11016305	0.25	30.5	122	46.0	184		
20 (3/4)	10 (3/8)	25	S11020025	5.5	57	10.2	73	13
		32	S11020032	4.2	54	12.5	69	16
		38	S11020038	3.3	51	15	65	19
		44	S11020044	2.77	51	18	64	23
		51	S11020051	2.45	50	20	64	26
		64	S11020064	1.9	49	25	62	32
		76	S11020076	1.61	48	30	62	40
89	S11020089	1.34	47	35	62	46		
102	S11020102	1.18	48	41	62	53		
115	S11020115	1.04	48	46	62	60		
127	S11020127	0.93	47	51	62	67		
140	S11020140	0.85	48	56	62	73		
152	S11020152	0.79	48	61	62	81		
305	S11020305	0.38	46	122	61	162		
25 (1)	12.5 (1/2)	25	S11025025	10.7	109	10.2	139	13
		32	S11025032	8.1	101	12.5	130	16
		38	S11025038	6.5	98	15	124	19
		44	S11025044	5.3	95	18	122	23
		51	S11025051	4.6	92	20	115	25
		64	S11025064	3.6	90	25	112	31
		76	S11025076	2.92	88	30	112	39
89	S11025089	2.46	86	35	112	46		
102	S11025102	2.12	87	41	110	52		
115	S11025115	1.87	86	46	110	59		
127	S11025127	1.67	85	51	110	66		
140	S11025140	1.52	85	56	112	74		
152	S11025152	1.4	85	61	110	80		
178	S11025178	1.2	85	71	110	93		
203	S11025203	1.05	85	81	110	107		
305	S11025305	0.7	85	122	110	160		
32 (1 1/4)	16 (5/8)	38	S11032038	10.1	152	15	192	19
		44	S11032044	8.3	149	18	183	22
		51	S11032051	7.1	142	20	178	25
		64	S11032064	5.5	138	25	176	32
		76	S11032076	4.6	138	30	175	39
		89	S11032089	3.9	137	35	175	45
		102	S11032102	3.4	139	41	175	52
115	S11032115	3	138	46	174	58		
127	S11032127	2.62	134	51	170	65		
140	S11032140	2.38	133	56	171	72		
152	S11032152	2.19	134	61	170	78		
178	S11032178	1.82	129	71	165	88		
203	S11032203	1.59	129	81	165	104		
254	S11032254	1.25	128	102	163	130		
305	S11032305	1.04	127	122	161	155		
40 (1 1/2)	20 (3/4)	51	S11040051	10.6	212	20	265	25
		64	S11040064	8	200	25	256	32
		76	S11040076	6.6	198	30	250	38
		89	S11040089	5.6	196	35	250	45
		102	S11040102	4.8	197	41	245	51
		115	S11040115	4.2	193	46	243	58
		127	S11040127	3.8	194	51	243	65
140	S11040140	3.4	190	56	241	71		
152	S11040152	3.1	189	61	241	78		
178	S11040178	2.6	185	71	240	92		
203	S11040203	2.3	186	81	240	105		
254	S11040254	1.8	184	102	236	131		
305	S11040305	1.48	181	122	226	157		
50 (2)	25 (1)	64	S11050064	15.7	393	25	502	32
		76	S11050076	12.6	378	30	491	39
		89	S11050089	10.5	368	35	473	45
		102	S11050102	9	369	41	468	52
		115	S11050115	7.8	359	46	455	58
		127	S11050127	7	357	51	455	65
		140	S11050140	6.3	353	56	446	72
152	S11050152	5.7	348	61	445	78		
178	S11050178	4.8	341	71	441	92		
203	S11050203	4.2	340	81	437	104		
254	S11050254	3.3	337	102	429	130		
305	S11050305	2.7	329	122	421	156		
63 (2 1/2)	38 (1 1/2)	76	S11063076	19.3	579	30	733	38
		89	S11063089	15.8	553	35	695	44
		102	S11063102	13.4	549	41	670	50
		115	S11063115	11.6	534	46	661	57
		127	S11063127	10.2	520	51	653	64
		152	S11063152	8.4	512	61	638	76
		178	S11063178	7	497	71	623	89
203	S11063203	6	486	81	612	102		
254	S11063254	4.7	479	102	592	126		
305	S11063305	3.9	476	122	592	152		

Note.: 1 daN approximately equivalent to 1 Kgf or 1 daN = 1.0197 kgf.

**MDL** Medium Load Springs Color: blue **S21DDDL0L0L0**



Sizes 10 to 63 mm Rectangular Wire

Hole Dia. mm	Rod Dia. mm	Free Length mm	CATALOG NUMBER	Rate daN Required to Deflect 1mm	LOAD - DEFLECTION TABLE			
					Maximum Operating Deflection (37.5% of LO)		Total Travel to Solid	
D	d	LO		Load daN	Deflect mm	Load daN	Deflect mm	
10 (3/8)	5 (3/16)	25	S21010025	1.6	15.0	9.4	18.6	11.6
		32	S21010032	1.3	15.6	12	20.7	15.9
		38	S21010038	1.19	16.7	14	23.1	19.4
		44	S21010044	1.03	17.0	16.5	23.7	23
		51	S21010051	0.89	16.9	19	23.1	26
		64	S21010064	0.75	18.0	24	24.8	33
		76	S21010076	0.53	14.8	28	21.2	40
305	S21010305	0.16	18.2	114	24.6	154		
12.5 (1/2)	6.3 (9/32)	25	S21012025	3	28.2	9.4	38.1	12.7
		32	S21012032	2.48	29.8	12	39.9	16.1
		38	S21012038	2.14	30.0	14	42.6	19.9
		44	S21012044	1.85	30.5	16.5	42.6	23
		51	S21012051	1.55	29.5	19	41.9	27
		64	S21012064	1.21	29.0	24	39.9	33
		76	S21012076	1.02	28.6	28	39.8	39
89	S21012089	0.84	27.7	33	38.6	46		
102	S21012102	0.71	27.7	33	38.6	46		
115	S21012115	0.67	28.8	43	32.2	48		
127	S21012127	6	288	48	32.2	54		
140	S21012140	5.4	281	52	31.9	59		
152	S21012152	4.9	279	57	31.8	65		
178	S21012178	4.2	281	67	31.8	76		
203	S21012203	3.6	274	76	31.5	87		
254	S21012254	2.89	275	95	31.5	110		
305	S21012305	2.38	271	114	31.2	131		
16 (5/8)	8 (11/32)	25	S21016025	4.94	46.4	9.4	55.8	11.3
		32	S21016032	3.71	44.5	12	50.5	13.6
		38	S21016038	3.39	47.5	14	59.7	17.6
		44	S21016044	3	49.5	16.5	63.0	21
		51	S21016051	2.64	50.2	19	66.0	25
		64	S21016064	2.05	49.2	24	63.6	31
		76	S21016076	1.78	49.8	28	67.6	38
89	S21016089	1.52	50.2	33	68.4	45		
102	S21016102	1.35	51.3	38	70.2	52		
305	S21016305	0.48	54.9	114	73.4	153		
20 (3/4)	10 (3/8)	25	S21020025	9.02	84.8	9.4	99	11
		32	S21020032	6.67	80	12	90	13
		38	S21020038	5.48	76.7	14	88	16
		44	S21020044	4.45	73.4	16.5	85	19
		51	S21020051	3.94	74.9	19	83	21
		64	S21020064	3.03	72.7	24	82	27
		76	S21020076	2.49	69.7	28	82	33
89	S21020089	2.14	70.6	33	82	39		
102	S21020102	1.84	69.9	38	81	44		
115	S21020115	1.63	70.1	43	80	49		
127	S21020127	1.46	70.1	48	80	55		
140	S21020140	1.32	69	52	80	61		
152	S21020152	1.21	69	57	80	66		
305	S21020305	0.61	69.5	114	80	136		
25 (1)	12.5 (1/2)	25	S21025025	16.7	157	9.4	184	11
		32	S21025032	12.5	150	12	170	13
		38	S21025038	9.9	139	14	158	16
		44	S21025044	8.3	137	16.5	158	19
		51	S21025051	7.2	137	19	156	21
		64	S21025064	5.5	132	24	151	27
		76	S21025076	4.5	126	28	148	33
89	S21025089	3.8	125	33	148	39		
102	S21025102	3.3	125	38	145	44		
115	S21025115	2.91	125	43	145	50		
127	S21025127	2.63	126	48	145	56		
140	S210251							